



*INSTRUCTIONS  
NEW SPOT UPLOAD*

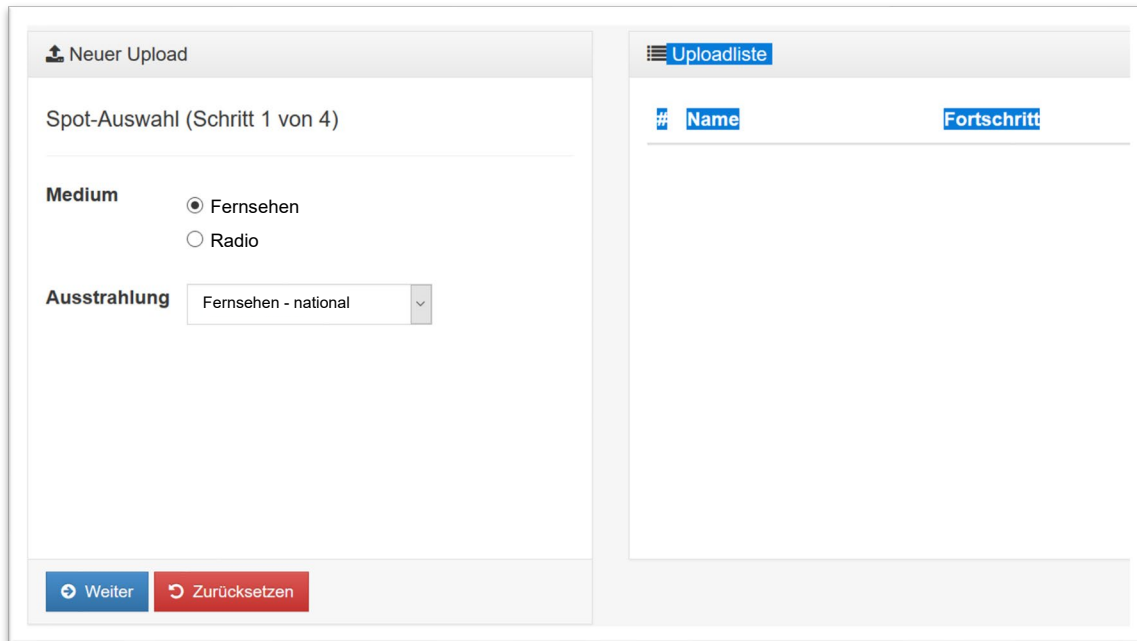
*25/03/2021*

## NEW Spot Upload with Spot Sheet Feature

Our new “Spot Upload” tool will be available from 6th April 2021, which you can use to submit both TV and radio spots in future.

### STEP 1: Select the medium

Please select the medium (TV [Fernsehen] or radio) and the broadcast type (national or regional studio) in the entry screen.



**Neuer Upload**

Spot-Auswahl (Schritt 1 von 4)

**Medium**

Fernsehen  
 Radio

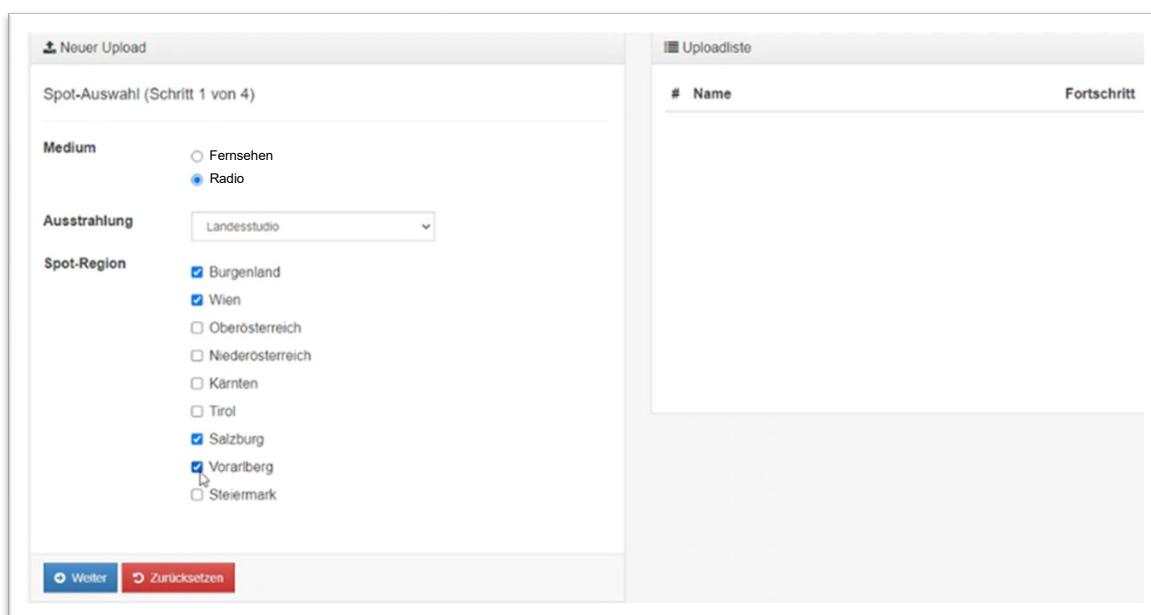
**Ausstrahlung** Fernsehen - national

Weiter Zurücksetzen

**Uploadliste**

	Name	Fortschritt

You can submit a radio spot for one or more regional studios directly in a single step by clicking on the desired regional studios.



**Neuer Upload**

Spot-Auswahl (Schritt 1 von 4)

**Medium**

Fernsehen  
 Radio

**Ausstrahlung** Landesstudio

**Spot-Region**

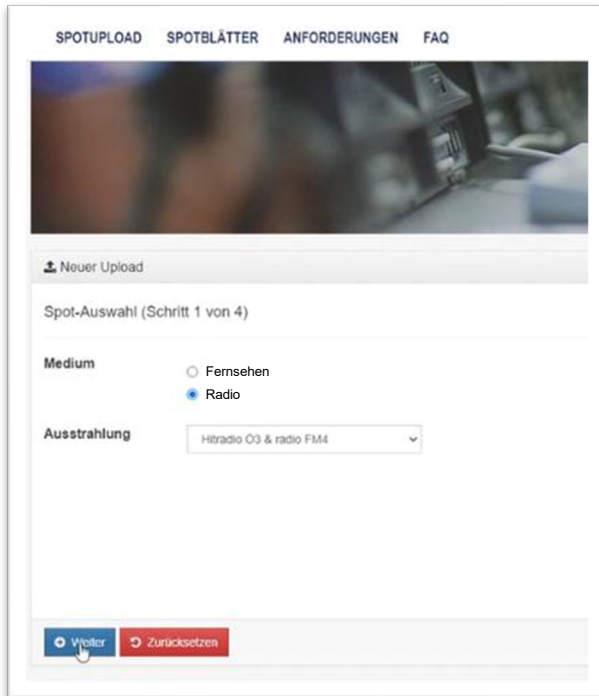
Burgenland  
 Wien  
 Oberösterreich  
 Niederösterreich  
 Kärnten  
 Tirol  
 Salzburg  
 Vorarlberg  
 Steiermark

Weiter Zurücksetzen

**Uploadliste**

	Name	Fortschritt

Please note that you cannot select or submit spots for Hitradio Ö3, radio FM4 and the regional studios simultaneously. In this case, please first select “Hitradio Ö3 & radio FM4” for the “Spot Upload”, and then select the respective regional studio(s) in a second upload.



SPOTUPLOAD SPOTBLÄTTER ANFORDERUNGEN FAQ

Neuer Upload

Spot-Auswahl (Schritt 1 von 4)

Medium

Fernsehen

Radio

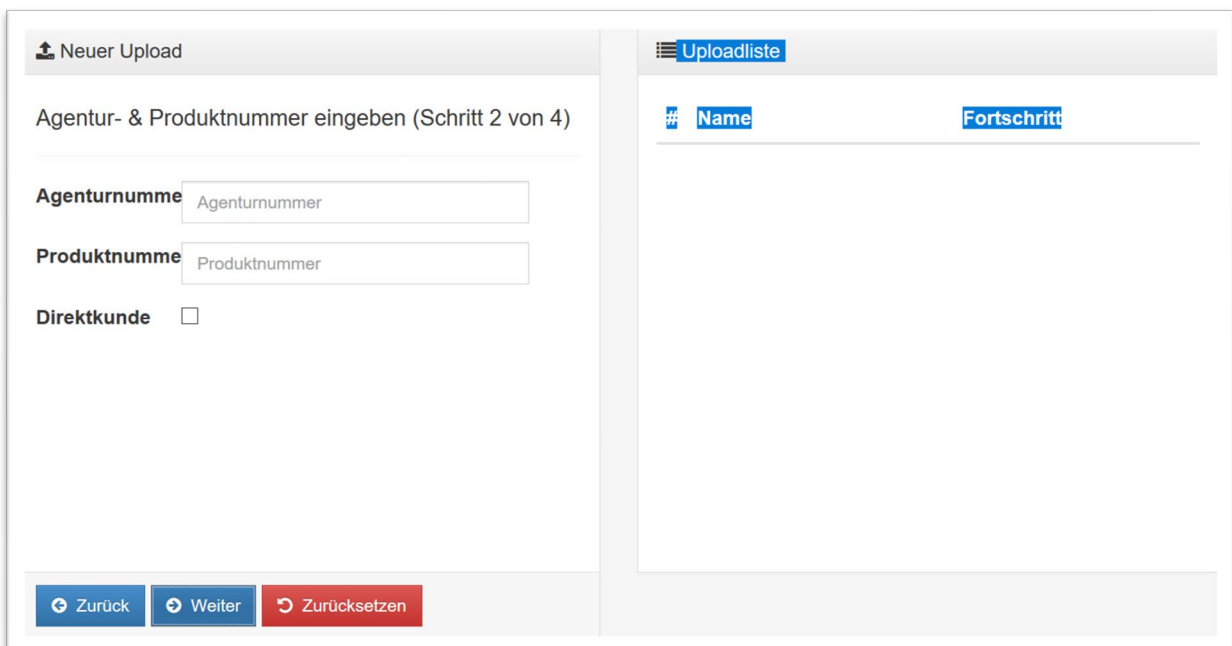
Ausstrahlung

Hitradio Ö3 & radio FM4

Weiter Zurücksetzen

### STEP 2: Enter agency & product number

The next step will take you back to the familiar workflow. Access the screen for entering the spot details by first entering the agency and product number or ticking the box next to “Direktkunde” [Direct customer].



Neuer Upload

Agentur- & Produktnummer eingeben (Schritt 2 von 4)

Agenturnummer

Produktnummer

Direktkunde

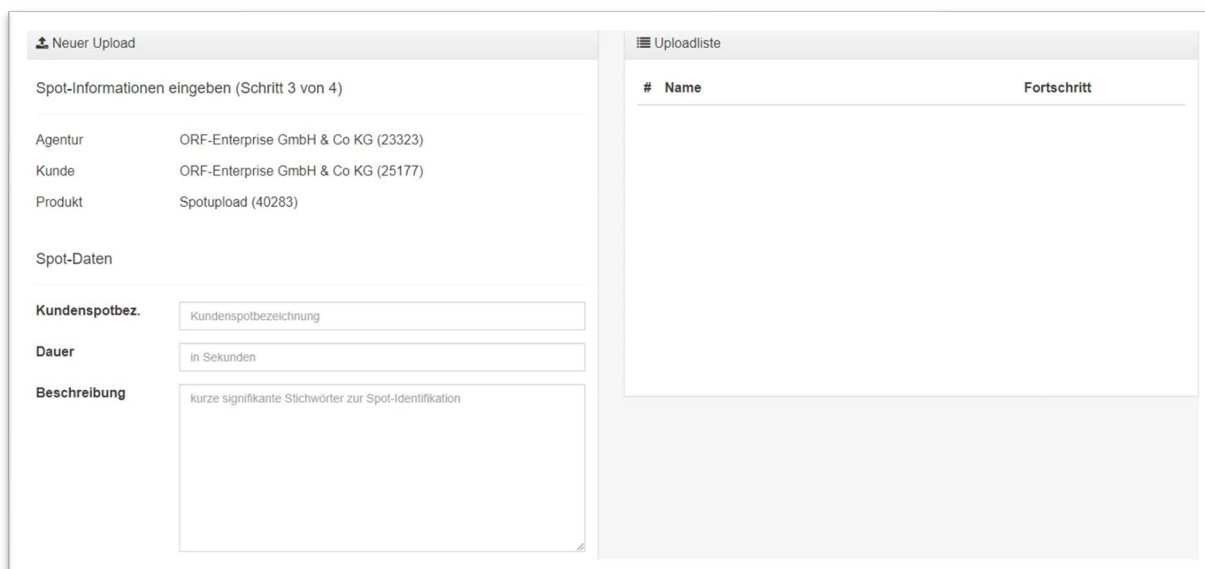
Zurück Weiter Zurücksetzen

Uploadliste

Name	Fortschritt

### STEP 3: Enter spot details

Customers can use a maximum of 20 characters for the spot title. Please enter the exact length of the spot under “Dauer” [Duration], and enter brief keywords in the “Beschreibung” [Description] field to clearly identify the spot.



The screenshot shows a web interface for uploading spots. The left panel is titled "Neuer Upload" and contains the following information:

- Spot-Informationen eingeben (Schritt 3 von 4)
- Agentur: ORF-Enterprise GmbH & Co KG (23323)
- Kunde: ORF-Enterprise GmbH & Co KG (25177)
- Produkt: Spotupload (40283)
- Spot-Daten
- Kundenspotbez.:
- Dauer:
- Beschreibung:

The right panel is titled "Uploadliste" and contains a table with the following structure:

#	Name	Fortschritt

The next field, “AKM [Autoren, Komponisten und Musikverleger - Authors, Composers and Music Publishers] data”, is new and replaces the information from previous spot sheets. This information is mandatory.

Select the option “ja” [yes] in the “Musik im Spot” [Music in the spot] drop-down menu provided you can already enter the relevant data for “music title”, “artist/composer” and “music length” directly.

If you are performing the “Spot Upload” on behalf of a client or agency, the AKM data you have provided can only be changed by the client or the agency after the upload process has been completed.

If the AKM data is not known at the time of the upload, please select the option “ja, wird nachgereicht” [yes, will be submitted later] in the “Musik im Spot” drop-down menu.

AKM Daten

Musik im Spot:

Musiktitel:

Interpret/Komponist:

Musiklänge:

Zurück Weiter Zurücksetzen

Should any corrections or additions be necessary, these mandatory fields will remain editable by the client/agency until 10th January of the following year, even after the upload has been processed by ORF-Enterprise. From the 11th January of the following year respectively, these fields are then locked and the entered data is transmitted to AKM/LSG [Wahrnehmung von Leistungsschutzrechten GmbH].

#### STEP 4: File selection and completing your Spot Upload

The link with the spot file and the final submission completes your Spot Upload. The corresponding spot sheet is automatically created immediately after Spot Upload has been completed. The uploader receives an automatically generated email confirming the upload. However, the file will only undergo technical checks when it is processed by ORF-Enterprise.

Neuer Upload

Fileauswahl (Schritt 4 von 4)

Fileauswahl  Keine Dat... gewählt.

Achtung! Der Browser muss bis zum vollständigen Abschluss des Uploads geöffnet bleiben.

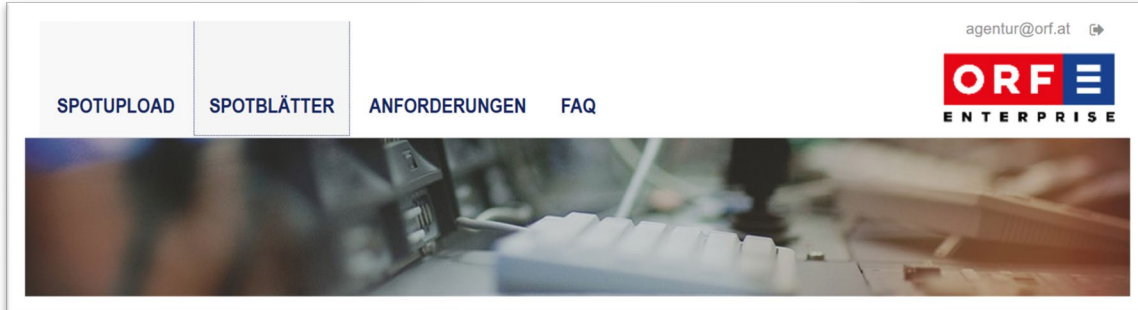
#	Name	Fortschritt


Zurück Abschieken Zurücksetzen

#### STEP 5: Checking by the client/agency

The client/agency will receive a second automatically generated email. This email confirms transfer of a spot to ORF-Enterprise.

The client/agency can now view the automatically created spot sheet (“Spotblätter” [Spot sheets] tab) in the upload tool, check it using the attached mp4 file and, if necessary, make additions, corrections or fill it in.



Filtern...							
Kundenspotbezeichnung Produkt (Nr.)	Kundenname Agentur (Nr.)	Medium	Ausstrahlung	Status	Upload Datum	Aktionen	
1 Kundenspotbez Spotupload (40283)	ORF-Enterprise GmbH & Co KG (25177) ORF-Enterprise GmbH & Co KG (23323)	TV	Fernsehen	<ul style="list-style-type: none"> <li>✗ Geprüft</li> <li>✗ Technik</li> <li>✗ Inhalt</li> <li>✗ Archivnr.</li> </ul>	10.03.2021 17:14		

The automatically generated spot sheet opens under “Aktionen” [Actions].

**Spot Daten**



<p><b>Kundenspotbez.</b> <input type="text" value="Kundenspotbez"/></p> <p><b>Dauer</b> <input type="text" value="20"/></p> <p><b>Beschreibung</b> <input style="width: 100%; height: 40px;" type="text" value="kurze Beschreibung des Spots"/></p> <p><b>Status</b></p> <ul style="list-style-type: none"> <li>✗ Geprüft durch Agentur</li> <li>✗ Technische Abnahme durch ORF</li> <li>✗ Inhaltliche Abnahme durch ORF</li> <li>✗ Archiv-Nummer</li> </ul>	<p><b>Agentur</b> ORF-Enterprise GmbH &amp; Co KG (23323)</p> <p><b>Kunde</b> ORF-Enterprise GmbH &amp; Co KG (25177)</p> <p><b>Produkt</b> Spotupload (40283)</p> <p><b>Spot-Typ</b> Fernsehen</p> <p><b>Spot-Reichweite</b> national</p>
--	--

**AKM Daten**

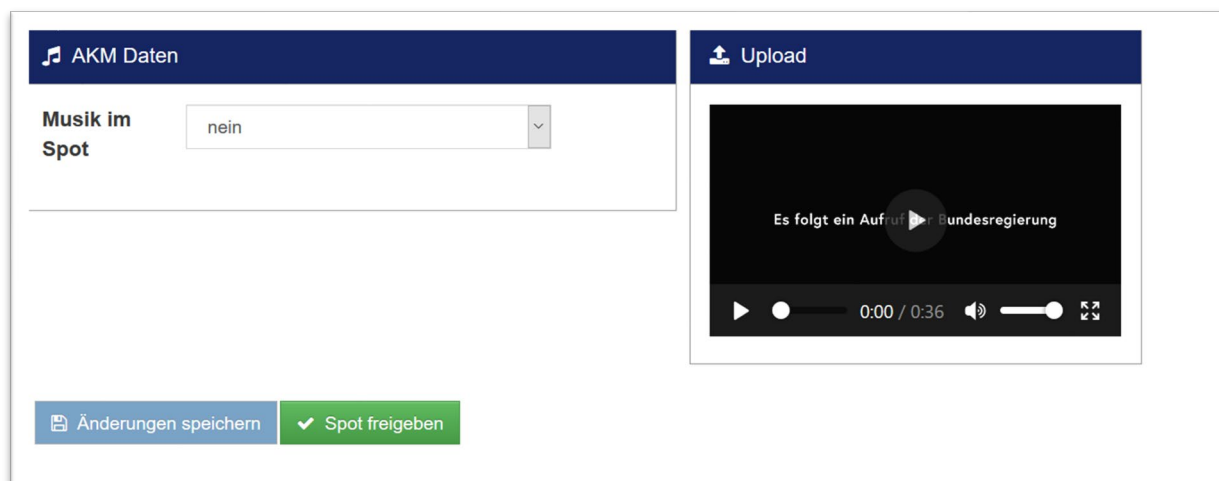
**Musik im Spot**

**Upload**

Spot in Bearbeitung!

 Änderungen speichern
 Spot freigeben

Note: Depending on the size of the uploaded spot, it can take up to 5 minutes before the spot preview is available and can be started.

A screenshot of the ORF Enterprise 'Spot Upload' interface. The interface is divided into two main sections. The left section, titled 'AKM Daten', contains a label 'Musik im Spot' and a dropdown menu with the value 'nein'. The right section, titled 'Upload', contains a video player. The video player shows a black screen with the text 'Es folgt ein Auftritt der Bundesregierung' and a play button. Below the video player, there is a progress bar showing '0:00 / 0:36', a volume icon, and a full-screen icon. At the bottom of the interface, there are two buttons: 'Änderungen speichern' (Save changes) and 'Spot freigeben' (Release spot).

Please save any changes to the spot sheet and then confirm [Spot freigeben]. Only with this last step (confirmation that the spot and spot sheet match) is it possible for ORF-Enterprise to process the upload.

We are very happy to answer any further questions you may have about the new "Spot Upload"!